



The Basics of Acclimatising your Aquatic Plants

We're pleased that your plants have arrived safely!



Since we store them in a cool place and ship them at the same temperature, it is important to acclimatise them before you put them in the aquarium. If this doesn't happen, they can suffer shock, flake (lose all their leaves) or even die.

To make sure your plants feel comfortable in their new home, open the box and **leave the plants inside at room temperature for at least two hours.**

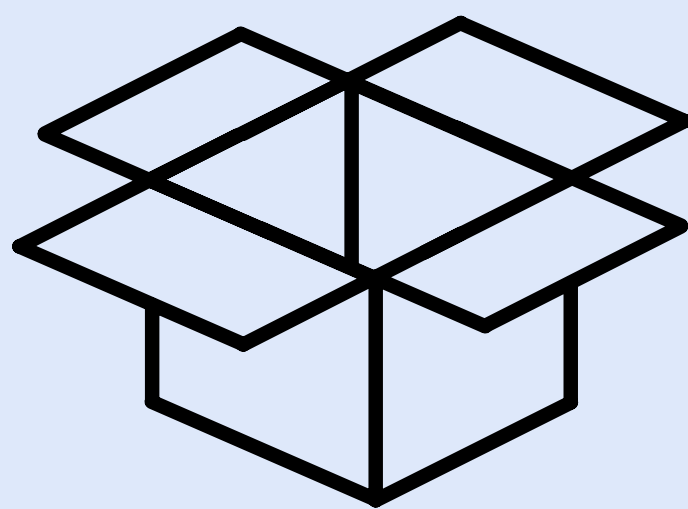
Our tip: When placing an order, always take into account the external conditions at your location. In summer, for example, it may be too hot for the plants in the attic; a cool, shady place would be more suitable.

If your plant is already in bad shape when it arrives – which can happen – **don't worry, we will – of course – replace it.** If this is the case, please take photos immediately that clearly show the condition of the plant. Please send us these photos together with a short explanation and the order number of your order to office@olibetta.com.


Our support team will be happy to assist you.



This is what you should do



Open the box and leave the plants inside



Leave the plants in the box for at least 1-2 hours

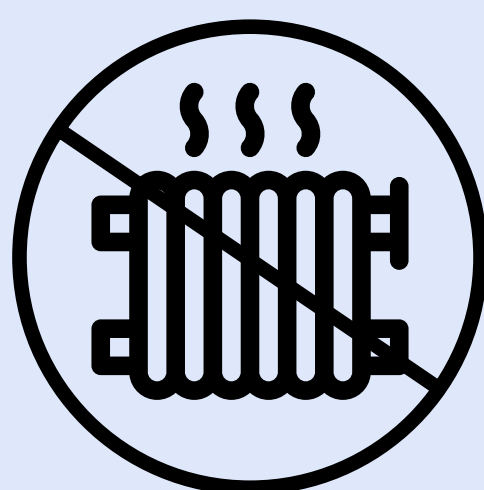
22°

Take them out of the box at room temperature and put them into the aquarium.






Do not do this in winter



Do not place plants on the heater



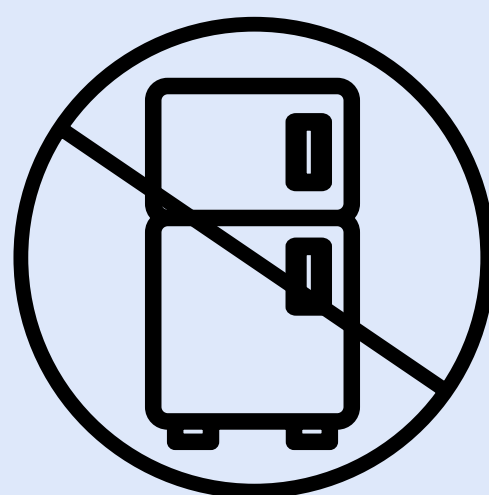
Do not blow-dry or blow warm air on them




Do not place plants in direct sunlight




Do not do this in summer



Do not put plants in the
refrigerator



Do not put plants in front of
the air conditioner



Do not place plants in
direct sunlight